

PRJ0735-10RMN Power Choke

1. Features

High performance (Isat) realized by metal dust core.

Performance low resistance , high current rating.

Low loss realized with low DCR.

Frequency range : up to (1.0 MHz).

100% lead (pb) free meet ROHS standard.

2. Application :

DC/DC converter for CPU in Notebook PC.

Battery powered devices.

3. Type Designation

PRJ 0735 10R M N
(1) (2) (3) (4) (5)

Where (1) Series No :

(2) Size :

0735 = 6.5mm × 7.6mm × 3.5mm

(3) Inductance Value :

10R = 10μH

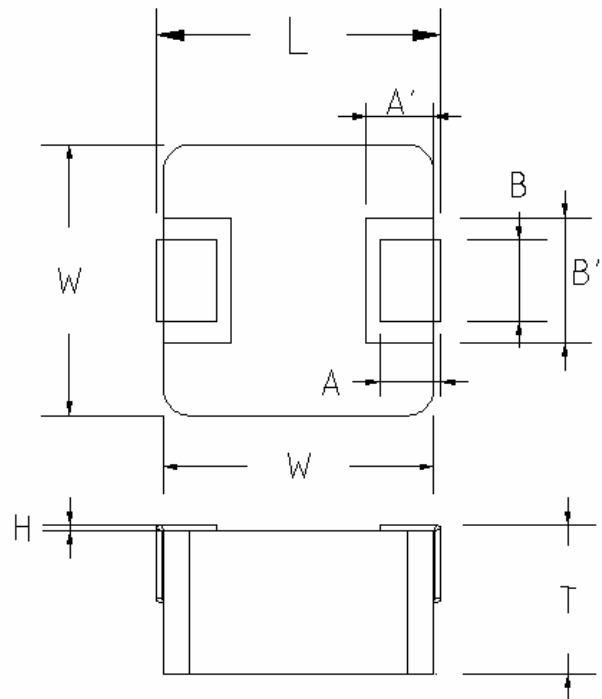
(4) Tolerance :

M = 20%

(5) Series Type : N Type

4. Outline Dimensions and Schematics : 單位(mm)

code 型號	Dimensions
L	7.6 Max
W	6.5 ± 0.2
T	3.5 Max
A	1.5 ± 0.3
A'	2.0 ± 0.1
B	1.2 ± 0.3
B'	1.8 ± 0.2
H	0.0~0.30
Plating	0.01~0.1



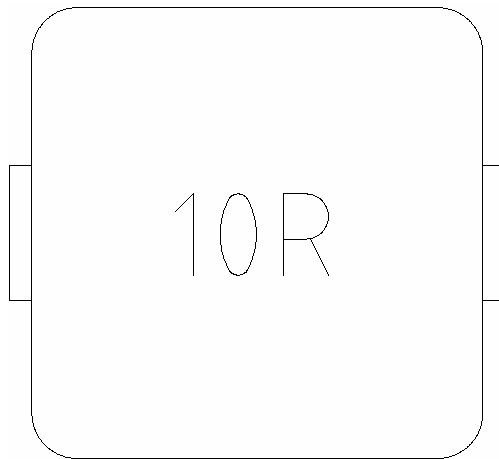
PRJ0735-10RMN Power Choke

5. Marking and Date Code

5-1 Marking

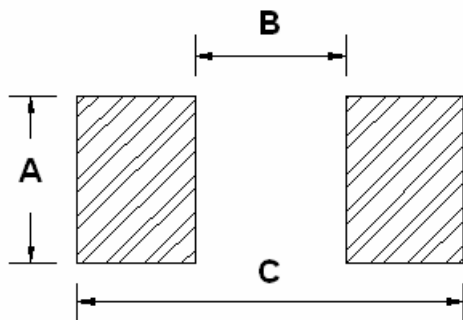
The inductor is marked with a 3-digit code

Example — $10\mu\text{H}$ → 10R



6. Recommend Land Pattern Dimensions

The customer shall determine the land dimensions shown above after confirming and safety.



A	2.5
B	3.0
C	8.5

Unit: mm

PRJ0735-10RMN Power Choke

7. Specifications

Part Number	LO inductance (uH) @ (0A)	Rdc (mΩ)		Heat Rating Current DC Amps Idc (A)	Saturation Current DC Amps Isat (A)
		Typical	Maximum	Typical	Typical
PRJ073-10RMN	10	55	60	3.5	5.5

* : If you require another part number please contact with PREJECTION Industrial.

Note 1 : All test data is referenced to 25°C ambient.

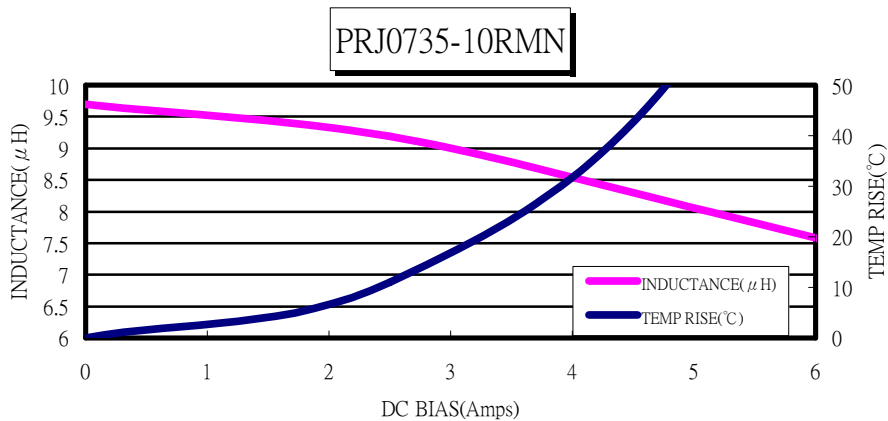
Note 2 : Idc : DC current (A) that will cause an approximate Δ T of 40°C

Note 3 : Isat : DC current (A) that will cause LO to drop approximately 20%

Note 4 : Operating Temperature Range - 55°C to + 125°C

Note 5 : The part temperature (ambient + temp rise) should not exceed 125°C under worse case operating conditions. circuit design , component placement , PWB trace size and thickness , airflow and other cooling provision all affect the part temperature. part temperature should be verified in the end application.

7-1 Current Characteristic :



PRJ0735-10RMN Power Choke

Test Instruments :

Chroma 3302 LCR Meter

Chroma 1320-20A Bias Current Source

Test Condition :

Temperature : $25 \pm 3^{\circ}\text{C}$, Humidity : $< 70\% \text{RH}$.

Frequency : 100KHz , 0.25V.

8. Reliability

8-1 Mechanical

Item	Specification and Requirement	Test Method
Solderability	The surface of terminal immersed Shall be minimum of 95% covered With a new coating of solder	Solder heat proof : (1) Preheating : $160 \pm 10^{\circ}\text{C}$ 90seconds (2) Retention time : $245 \pm 5^{\circ}\text{C}$ For 2 ± 0.5 seconds
Vibration	Inductance change : Within $\pm 5\%$ Without mechanical damage such as break	(1) Vibration frequency : (10Hz to 55Hz to 10Hz) in 60 Seconds as a period (2) Vibration time : Period cycled for 2 hours in each of 3 mutual perpendicular directions (3) Amplitude : 1.5mm (max)
Shock	Inductance change : Within $\pm 5\%$ Without mechanical damage such as break	(1) Peak value : 100G (2) Duration of pulse : 11ms (3) 3 times in each positive and negative Direction of 3 mutual perpendicular directions

PRJ0735-10RMN Power Choke

8-2 Endurance

Item	Specification and Requirement	Test Method
Thermal Shock	Inductance change : Within $\pm 5\%$ Without distinct damage in appearance	(1) Repeat 100 cycle as follow : $-55 \pm 2^{\circ}\text{C}$, 30 ± 3 minutes) (Room temperature , 5 minutes) $+125 \pm 2^{\circ}\text{C}$, 30 ± 3 minutes) (Room temperature , 5 minutes) (2) Recovery : $48 + 4/ - 0$ hours of recovery Under the standard condition after the test (See Note 1)
High Temperature resistance	Inductance change : Within $\pm 5\%$ Without distinct damage in appearance	(1) Environment condition : $85 \pm 2^{\circ}\text{C}$ Applied Current : Rated current (2) Duration : $1,000 + 4/ - 0$ hours (See Note 1)
Humidity resistance	Inductance change : Within $\pm 5\%$ Without distinct damage in appearance	(1) Environment condition : $60 \pm 2^{\circ}\text{C}$ Humidity : 90 ~ 95% Applied Current : Rated current (2) Duration : $1,000 + 4/ - 0$ hours (See Note 1)
Low Temperature Store	Inductance change : Within $\pm 5\%$ Without distinct damage in appearance	(1) Store Temperature : $-55 \pm 2^{\circ}\text{C}$ for total $1,000 + 4/ - 0$ hours
High Temperature Store	Inductance change : Within $\pm 5\%$ Without distinct damage in appearance	(1) Store Temperature : $+125 \pm 2^{\circ}\text{C}$ for total $1,000 + 4/ - 0$ hours

Note 1 : When there are questions concerning measurement result : measurement shall be made after 48 ± 2 Hours of recovery under the standard condition

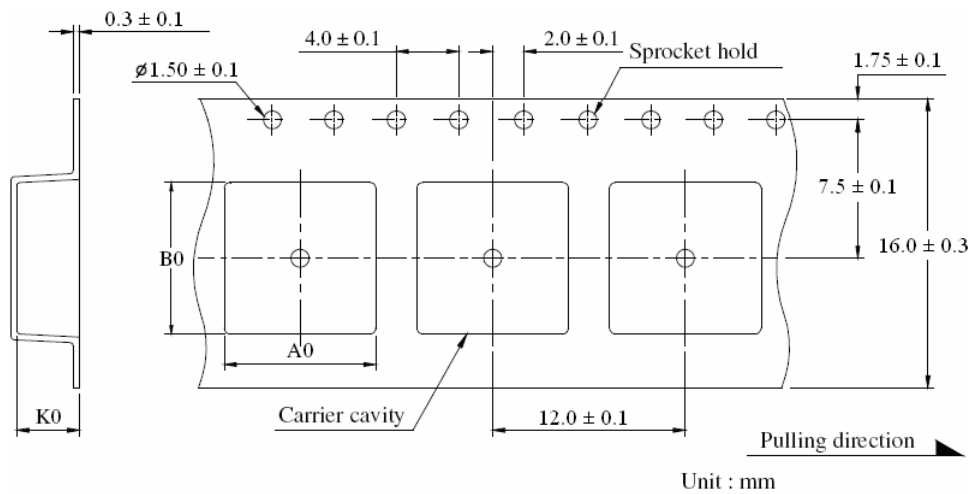
9. Body crack can not beyond 0.5mm Max.

PRJ0735-10RMN Power Choke

10. Packaging

10-1 Dimensions

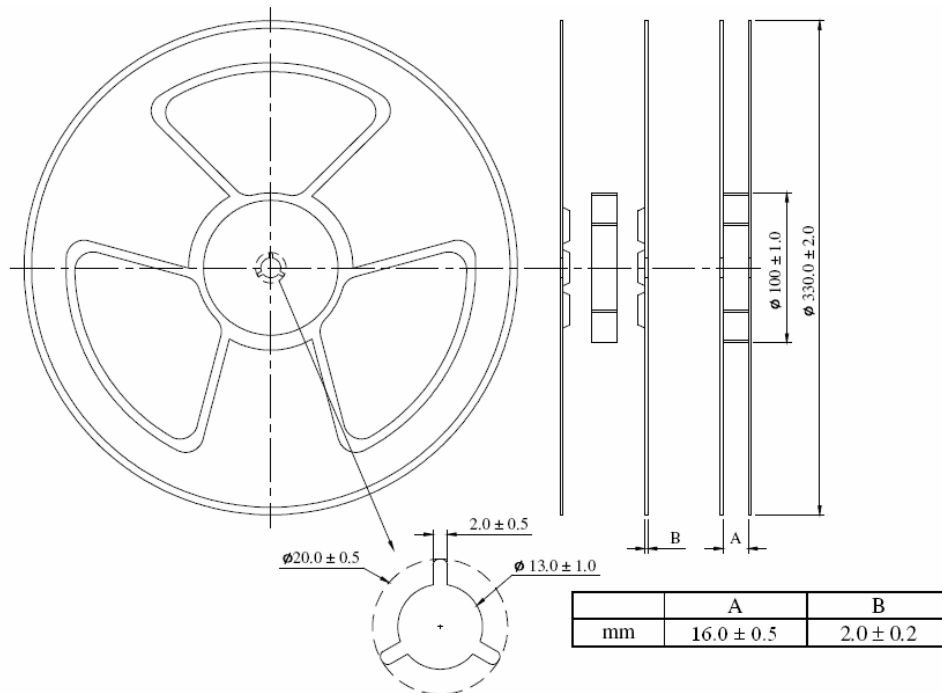
10-1-1 Tape packaging dimensions



Unit : mm

	A0	B0	K0
mm	6.7 ± 0.1	7.6	4.6 ± 0.1

10-1-2 Reel dimensions



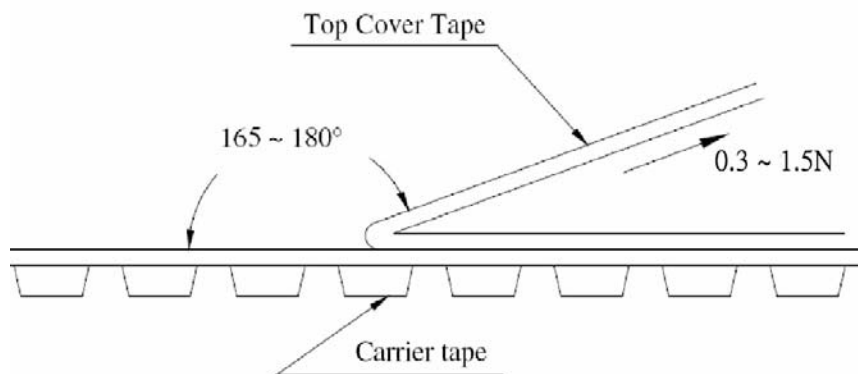
	A	B
mm	16.0 ± 0.5	2.0 ± 0.2

PRJ0735-10RMN Power Choke

10-2 Peel force of top cover tape

The peel speed shall be about 300 mm/minute

The peel force of top cover tape shall be between 0.3 to 1.5 N



10-3 Numbers of taping

1000 pieces/reel

10-4 Label marking

The following items shall be marked on the production and shipping Label on the reel.

10-4-1 Production Label

- (1) Part No**
- (2) Description**
- (3) Quantity**
- (4) Taping No**

10-4-2 Shipping Label

- (1) *Customer's name**
- (2) *Customer's part No.**
- (3) Manufacturer's part No**
- (4) Manufacturer's name**
- (5) Manufacturer's country**

***Note : Item (1) and (2) are listed by request**

PRJ0735-10RMN Power Choke

11. Care note

11-1 Care note for Use

(1) Storage Condition:

Temperature 25 to 35°C, Humidity 45 to 85% RH

(2) Use Temperature:

a. Minimum Temperature: -55°C Ambient temperature of power choke coil.

b. Maximum Temperature: +125°C The value of temperature including ambient of the transformer and temperature rise of power choke coil.

c. There is not a problem from -55°C ~ +125°C in a reliability test.

d. However, this is not meant a temperature grade guarantee of UL.

(3) Model:

When this power choke coil was used in a similar or new product to the original one, sometimes it might be unable to satisfy the specifications due to difference of condition of usage.

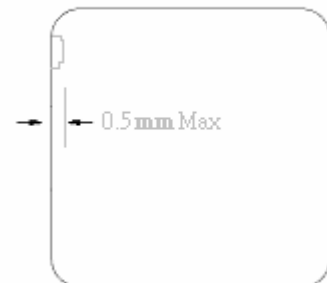
(4) Drop:

If the power choke coil suffered mechanical stress such as drop, characteristic may become poor (due to damage on coil bobbin, etc.).

Never use such stressed power choke coil.

(5) Crack dimension : 0.5 mm Max.

(6) Hardness : Hs 27 Min.



PRJ0735-10RMN Power Choke

11-2 Care note for Safety

(1) Provision to Abnormal Condition

This power choke coil itself does not have any protective function in abnormal condition such as overload, short-circuit and open-circuit conditions, etc.

Therefore, it shall be confirmed as the end product that there is no risk of smoking, fire, dielectric withstand voltage, insulation resistance, etc. in abnormal conditions to provide protective devices and/or protection circuit in the end product.

(2) Temperature Rise

Temperature rise of power choke coil depends on the installation condition on end products.

It shall be confirmed on the actual end product that temperature rise of power choke coil is in the limit of specified temperature class.

(3) Dielectric Strength

Dielectric withstanding test with higher voltage than specific value will damage insulating material and shorten its life.

(4) Water

This power choke coil must not be used in wet condition by water, coffee or any liquid because insulation strength becomes very low on the condition.

(5) Detergent

Please consult our company once in case of this because the confirmation of reliability etc. is needed when the washing medicine is used for the power choke coil.